



Bandages and Dressings





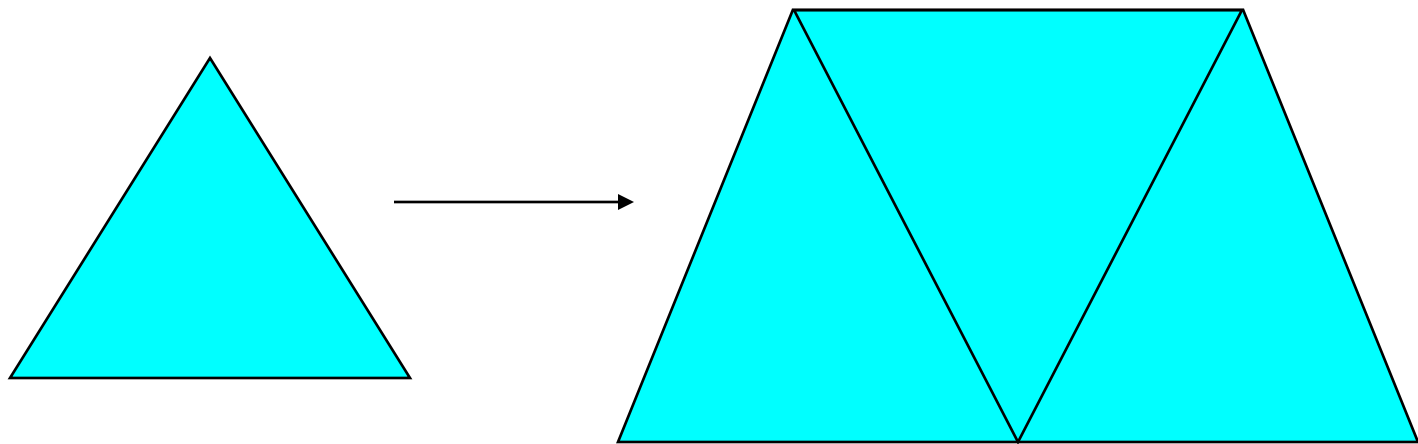
Triangular Bandage

- Used to support or hold
- Used to control bleeding
- Hold dressings in place
- Immobilise and support
- Prevent further swelling

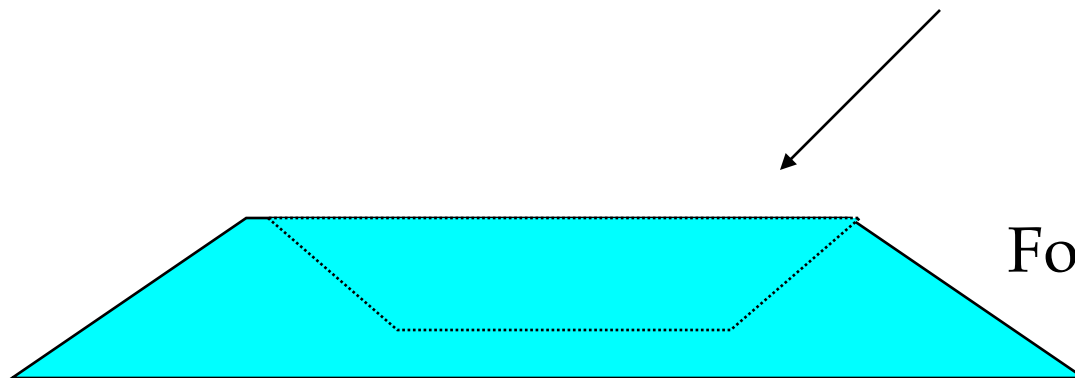




Broadfold Bandage



Fold in half



Fold in half again

Fold in half once more to make a narrow fold bandage



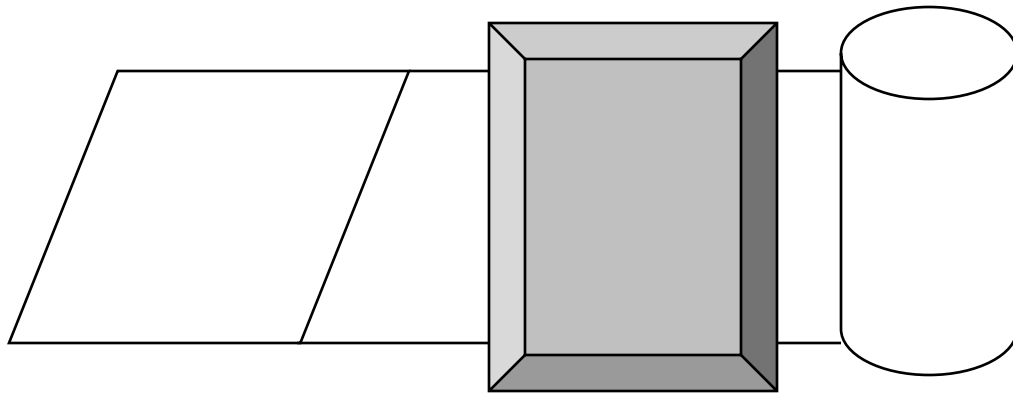


Dressings

- Use a size to cover the wound and surrounding area
- Always wear gloves
- Hold the dressing by the edges
- Ensure circulation is not hampered
- Check distal circulation post application



Types of Dressings



Tail

Pad

Bandage

- Variety of sizes
- 5cm x 5cm
- Up to
- 33cm x 20cm





Self Study

- What is the correct pressure to be applied to a dressing?
 - What should you check after applying a dressing?
 - What triangular bandage should be applied to a suspected:
 - Fractured collar bone
 - Forearm
 - Fractured Ribs
 - What knot should you (in ideal circumstances) tie when completing a dressing?
 - A patient is complaining of pins and needles after applying a dressing. What is your action?
- 